vola **T39EL-230V**

Fitting instruction
Montageanleitung
Monteringsvejledning
Monteringsvägledning
Montagehandleiding
Manuel de montage
Instrucciones de montaje
설치설명서

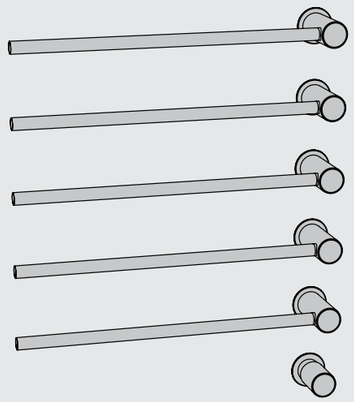

www.vola.com

IPX5 CLASS I

T39ELUP_230V_V3_40998608
29-04-2024

© VOLA A/S

5 705230 243771

220VAC/60Hz - MAX 13A

~~120VAC/60Hz~~

Only to be installed by authorized electrician.

Darf nur von autorisierten Elektrofachkraft ausgeführt werden.

Må kun installeres af en autoriseret elinstallatør.

Installeras endast av en kvalificerad elektriker.

Installatie verplicht uit te voeren door een erkend elektricien.

Doit être installé par un électricien agréé.

Solo para ser instalado por electricista autorizado.

공인된 전기기사만이 설치해야 합니다.

TEST! ON-OFF
전기가 통하는지 확인하세요.

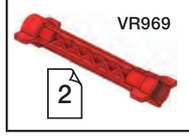

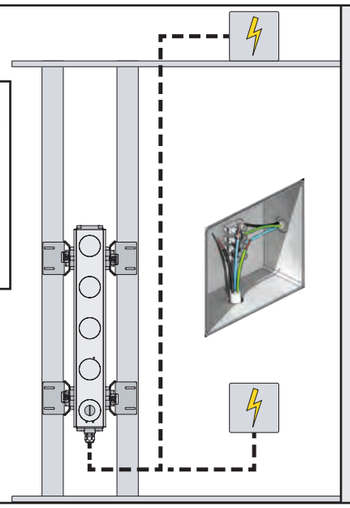

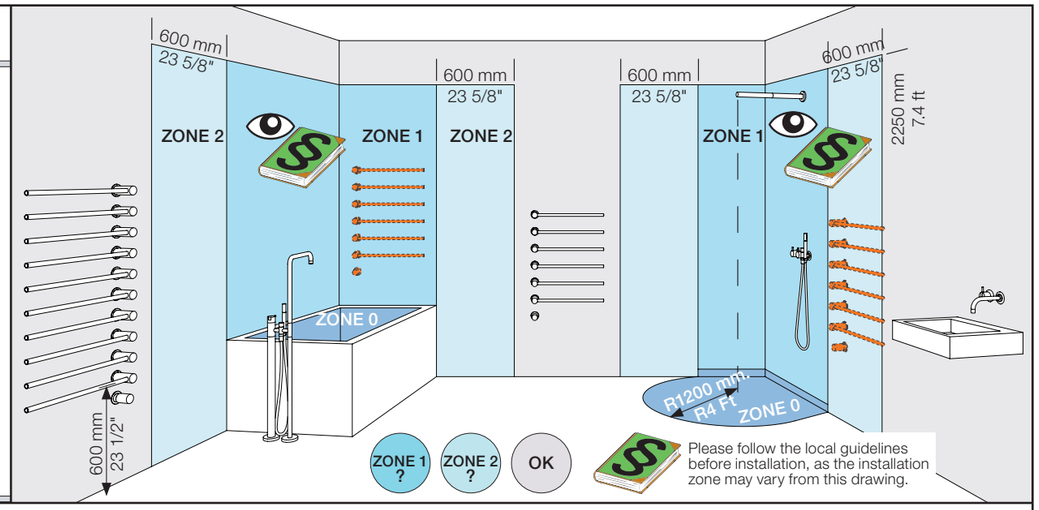

Extension
Verlängerung
Forlængerdele
Förlängningar
Verlengstukken
Modification
연장

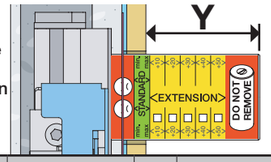

Y	VR951:		VR959:
97 - 81 mm	☹		☹
82 - 72 mm	Standard	+	Standard
72 - 62 mm	VR951+10		VR959+10
62 - 52 mm	VR951+20		VR959+20
52 - 42 mm	VR951+30		VR959+30
42 - 32 mm	VR951+40		VR959+40
32 - 22 mm	VR951+50		VR959+50

Lightweight wall
Leichtwand
Let væg
Lätta konstruktion

Holle wandconstructie
Construction légére
Pared liviana
경량벽채

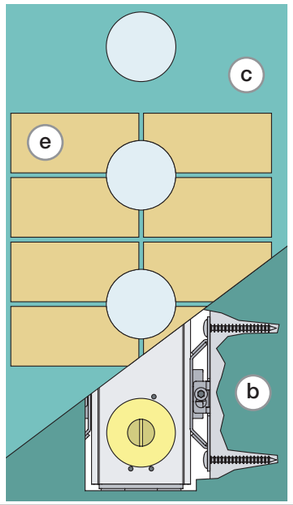

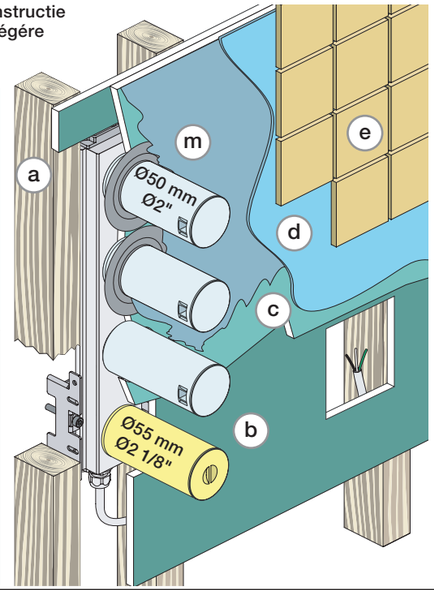

Tiles
Fliesen
Fliser

Kakelplattor
Tegels
Carreaux
Baldosas

Paint/Tapestry
Lack/Tapete
Maling/Tapet
Målarfärg/Tapet

Kleurstof/Behang
Peinture/Tapisserie
Pintar/Tapiz
페인트/벽지

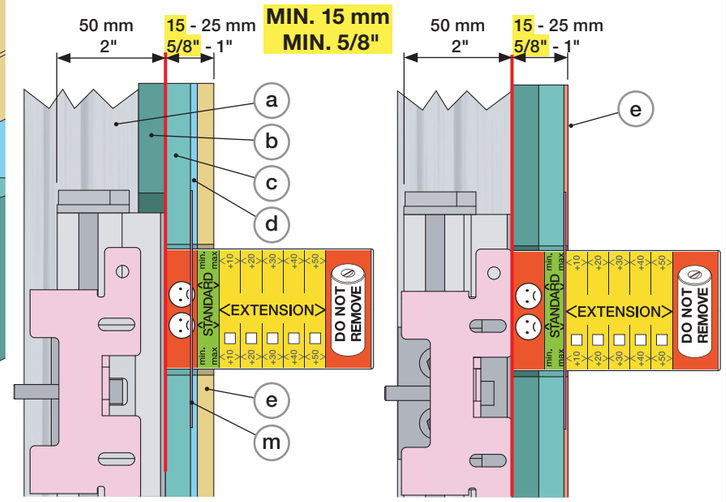

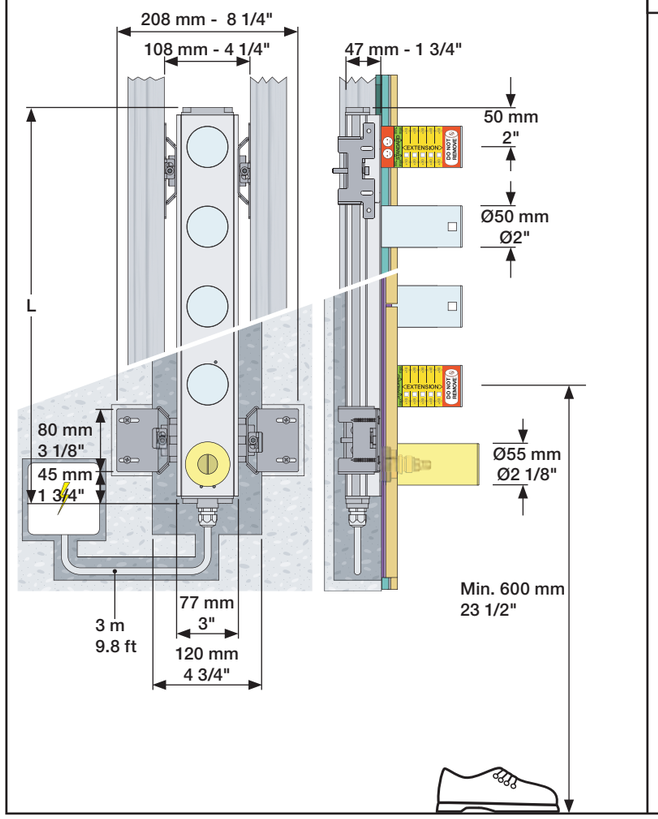

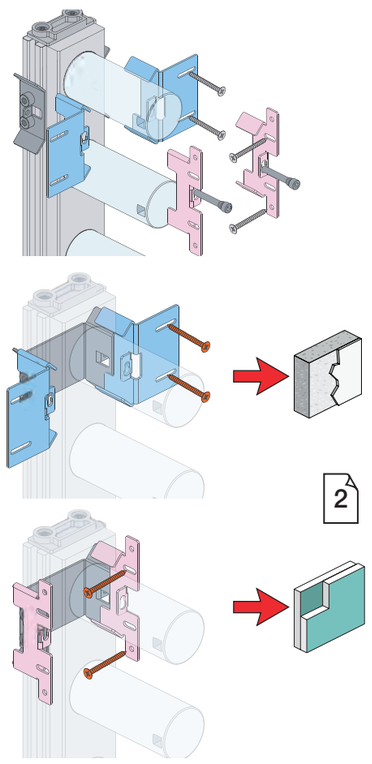

Masonry
Mauerwerk
Murværk
Murverk

Massieve wand
Mur Plein
Albañilería
석조 벽

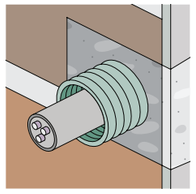

VR949:

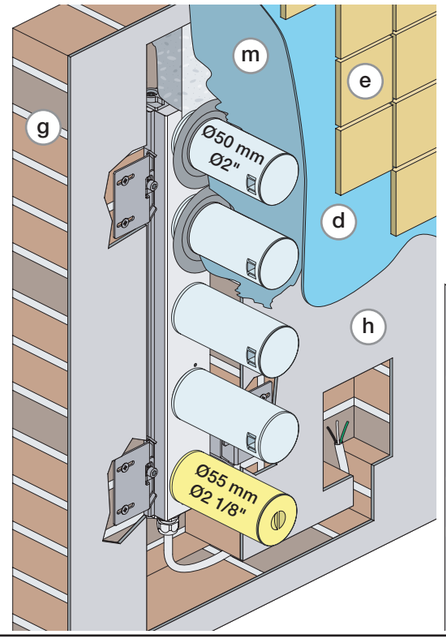

Tiles
Fliesen
Fliser
Kakelplattor

Tegels
Carreaux
Baldosas
타일

Paint/Tapestry
Lack/Tapete
Maling/Tapet
Målarfärg/Tapet

Kleurstof/Behang
Peinture/Tapisserie
Pintar/Tapiz
페인트/벽지

Cement plaster
Zementputz
Cementpuds
Cementpuds

Cementplester
Ciment à base de plâtre
Yeso de cemento
시멘트 플라스터

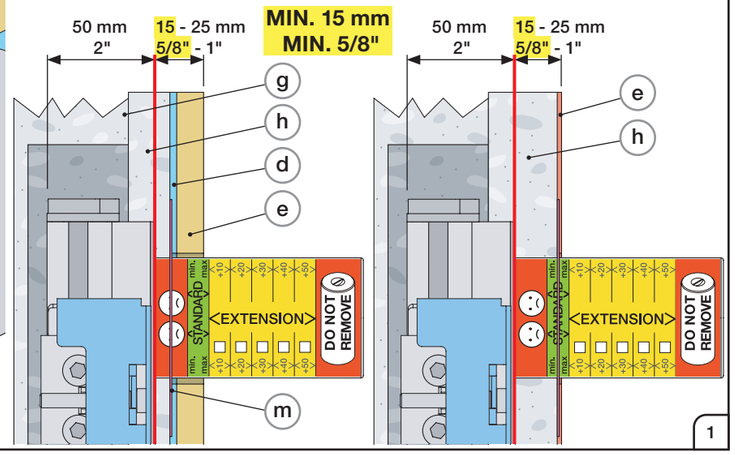

1

Lightweight wall
Leichtwand
Let væg
Lätta konstruktion

Holle wandconstructie
Construction légère
Pared liviana
경량벽체

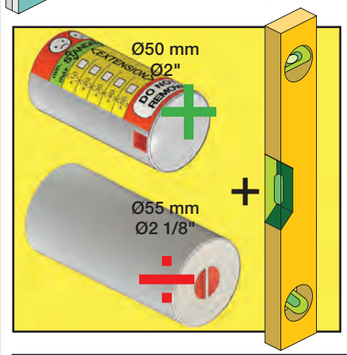

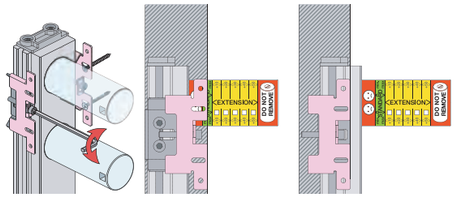

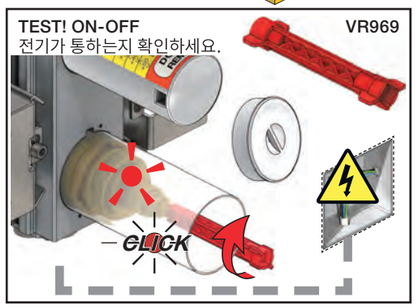

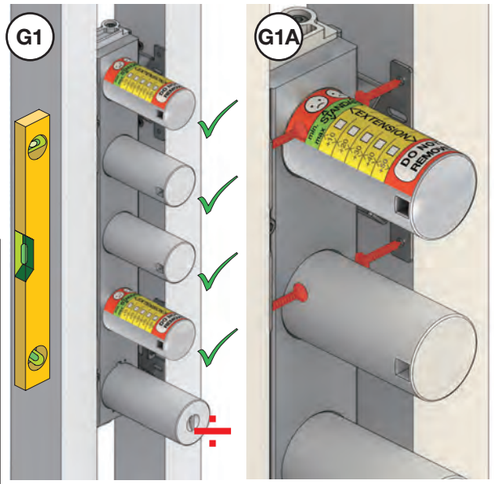

Masonry
Mauerwerk
Murværk
Murverk

Massieve wand
Mur Plein
Albañilería
석조 벽

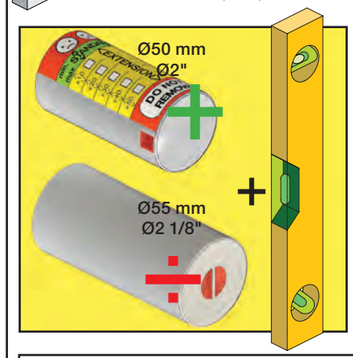

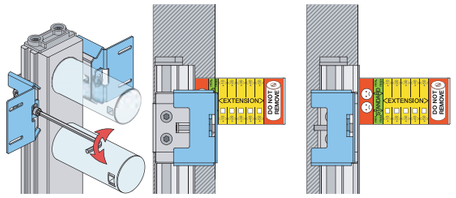

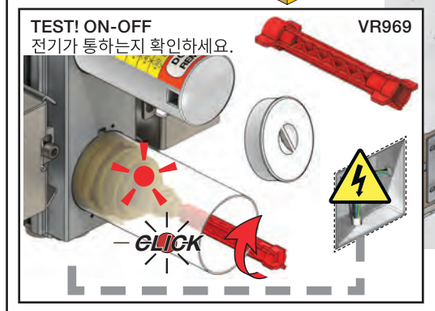

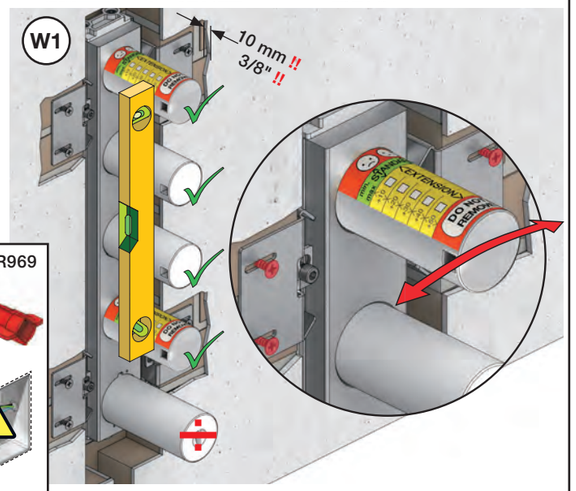

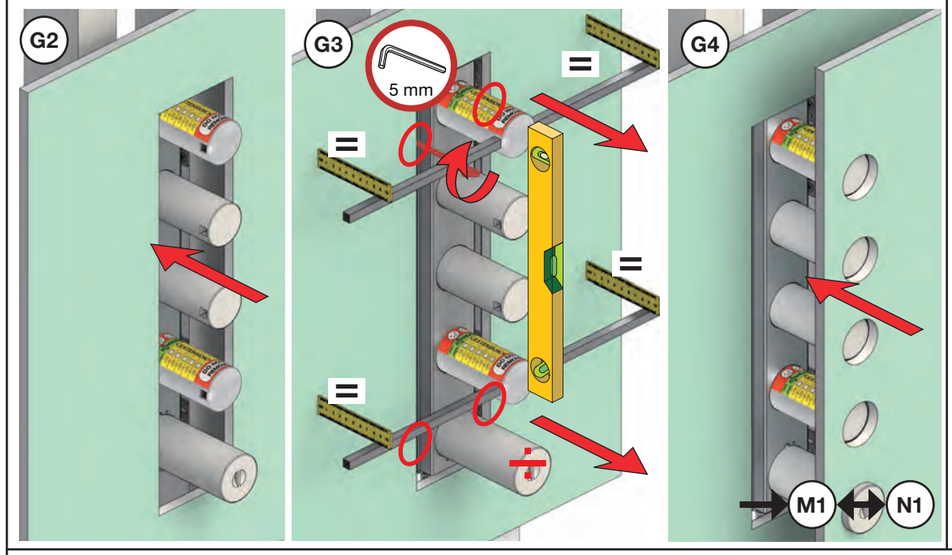

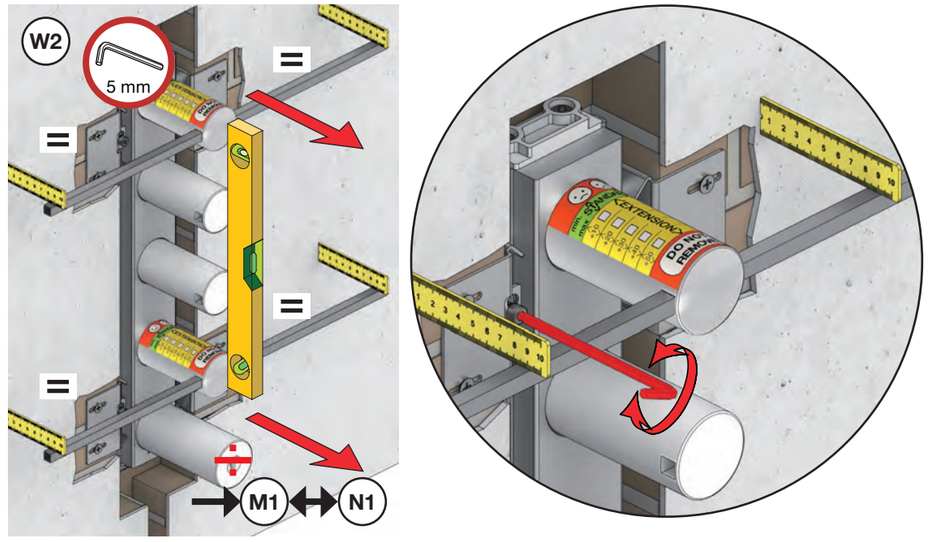

Wall coverings
Wandverkleidung
Vægbeklædning

Väggbeklädnad
Wandbekleding
Revêtement mural

Revestimiento de paredes
덮개

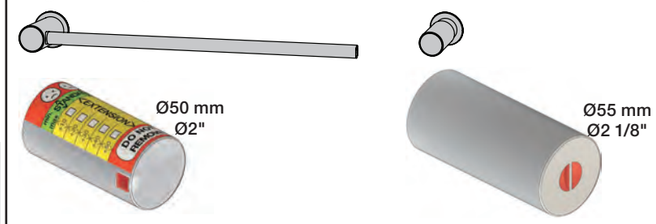

E1

Tiles
Fliesen
Fliser
Kakelplattor

Tegels
Carreaux
Baldosas
타일

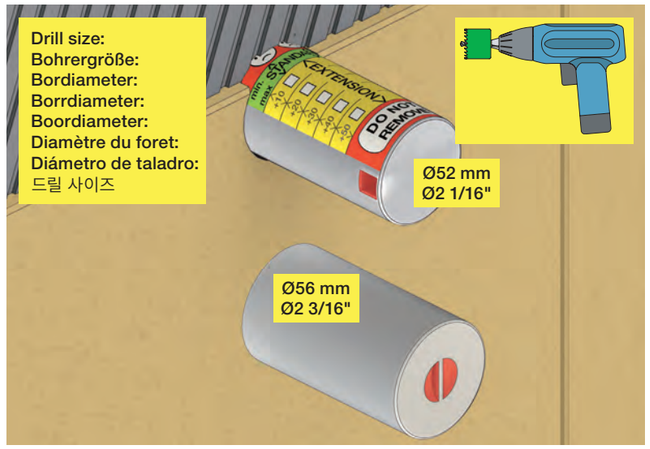

E2A

Tapestry
Tapete
Tapet
Tapet

Behang
Tapisserie
Tapiz
벽지

E2B

Paint
Lack
Maling
Målarfärg

Kleurstof
Peinture
Pintar
페인트

Cement plaster
Zementputz
Cementpuds
Cementpuds

Cementplester
Ciment à base de plâtre
Yeso de cemento
시멘트 플라스터

M1

Waterproof membrane
Wasserdichte Membran
Vandtæt membran
Vattentät membran
Waterdicht membran
Membrane imperable
방수 멤브레인 사용 시

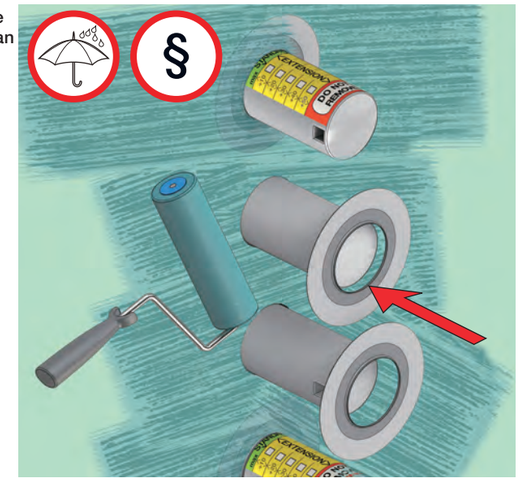

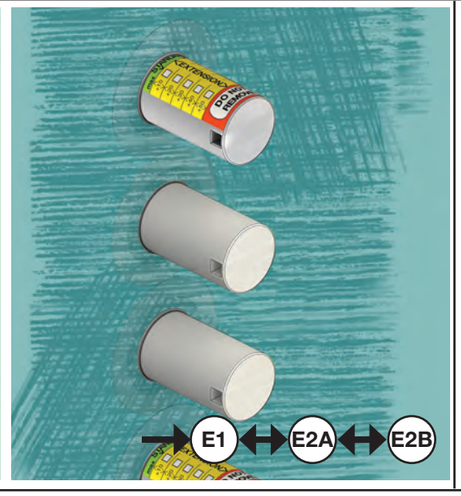

N1

Without membrane
Ohne Membran
Uden membran
Uten membran
Zonder membran
Sans Membrane imperable
멤브레인 무사용 시



VOLA T39EL-230V

Fitting of trim
Montage von Aufputzteilen
Montering af udvendige dele
Montering av utvändiga delar
Montage van de afbouwdelen
Montage des parties visibles
외관 부품 설치방법

IPX5 CLASS I

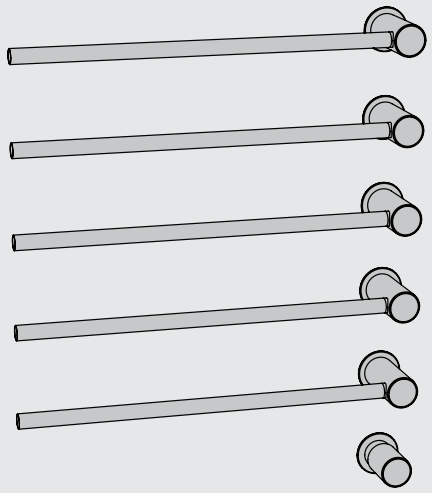

www.vola.com

vola

T39ELAP_230V_V2_40998610
29-04-2024

© VOLA A/S

5 705230 243832

Only to be serviced by authorized electrician.
Darf nur von autorisierter Elektrofachkraft ausgeführt werden.
Må kun serviceres af en autoriseret elinstallatør.
Serviceras endast av en kvalificerad elektriker.
Onderhoud verplicht uit te voeren door een erkend elektricien.
Doit être entretenu par un électricien agréé.
공인된 전기기사만이 설치해야 합니다.

1

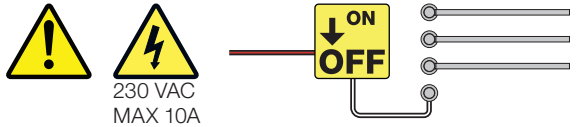

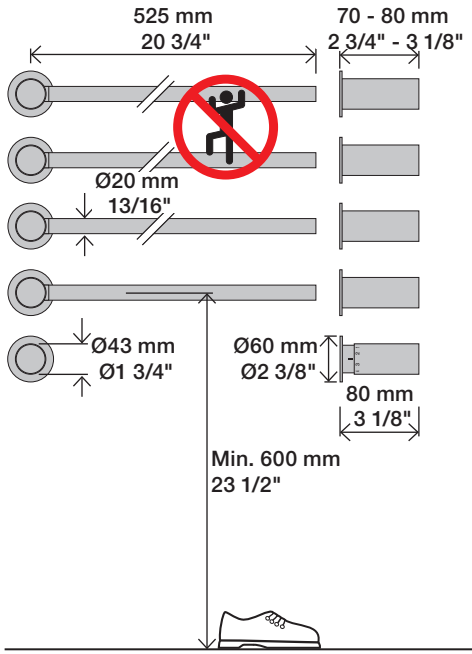

2

Do not cut the membrane
Die Membran nicht schneiden
Skær ikke membranen
Skär inte membranet

Snij het membraan niet door
Ne coupez pas la membrane
No cortar la membrana
멤브레인을 자르지 마세요.



3



4

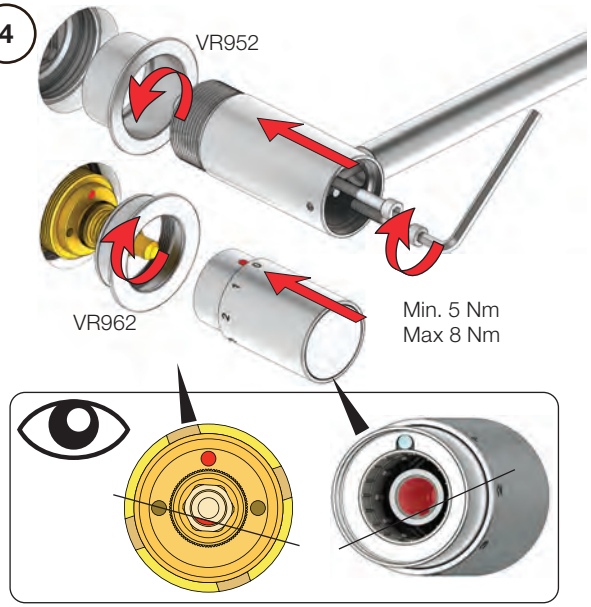

5

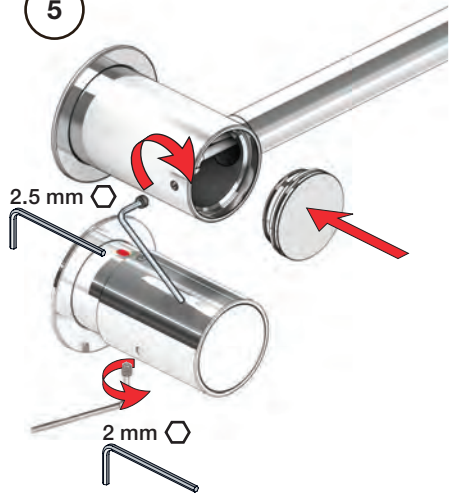

Extension
Verlängerung
Forlængerdele
Förlängningar
Verlengstukken
Modification
연장

Y	Z	T	VR951:		VR959:
97 - 81 mm	**0 - 25 mm**	**0 - 15 mm**	**NO!!**		**NO!!**
82 - 72 mm	25 - 35 mm	15 - 25 mm	Standard	+	Standard
72 - 62 mm	35 - 45 mm	25 - 35 mm	VR951+10		VR959+10
62 - 52 mm	45 - 55 mm	35 - 45 mm	VR951+20		VR959+20
52 - 42 mm	55 - 65 mm	45 - 55 mm	VR951+30		VR959+30
42 - 32 mm	65 - 75 mm	55 - 65 mm	VR951+40		VR959+40
32 - 22 mm	75 - 85 mm	65 - 75 mm	VR951+50		VR959+50



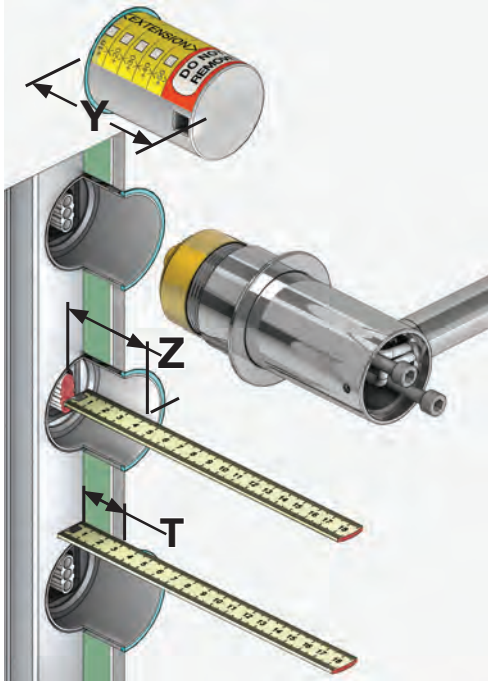

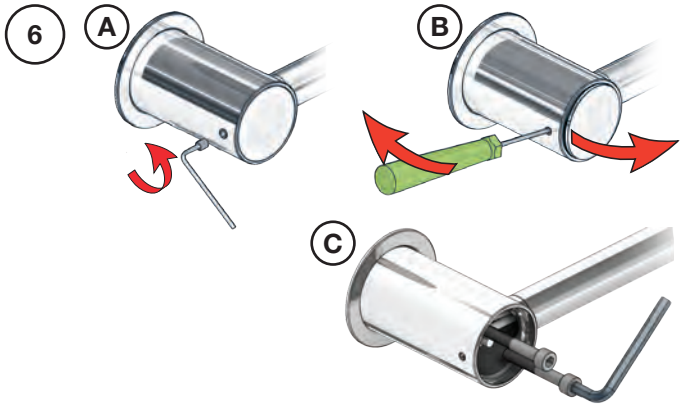

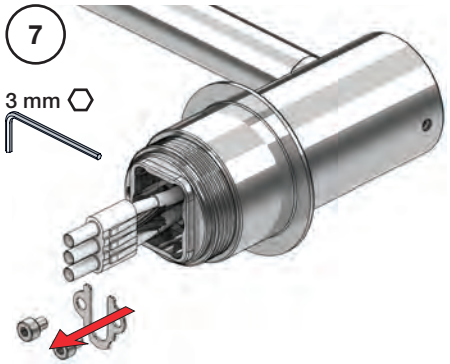

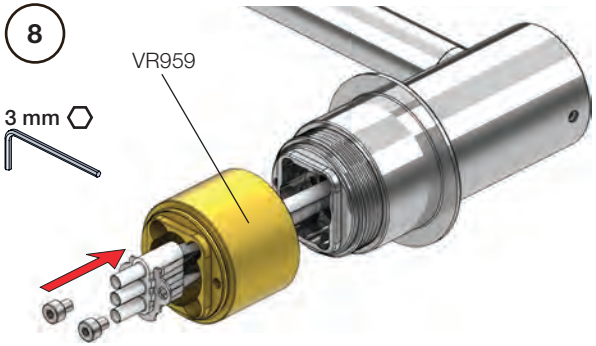

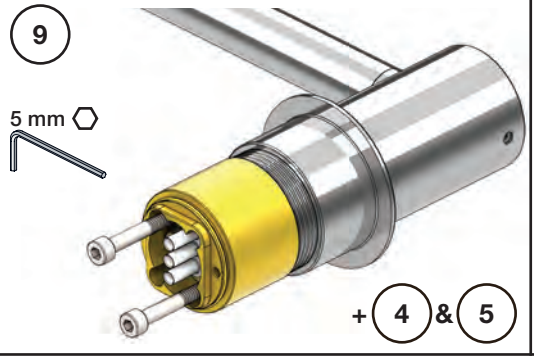

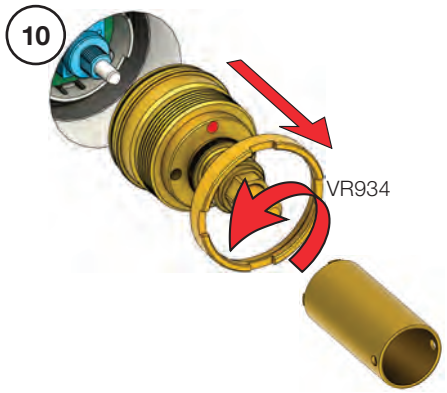

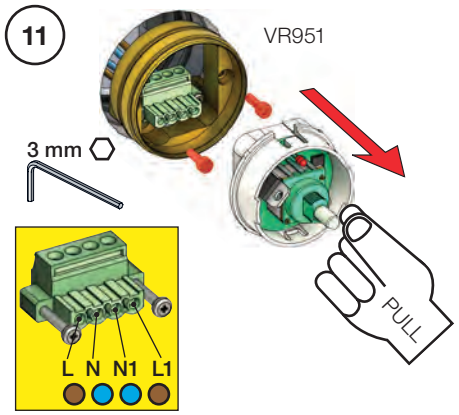



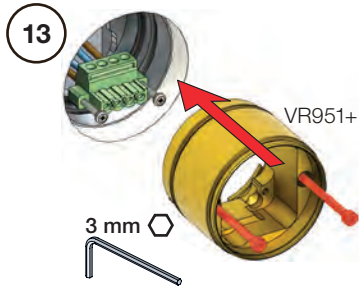





VOLA A/S • Lunavej 2 • DK-8700 Horsens • Tel. +45 7023 5500 • sales@vola.dk • www.vola.com

vola

Operation
Bedienung

Betjening
Användning

Bediening
Fonctionnement
작동법

230VAC

HUL Ø45 mm

230VAC

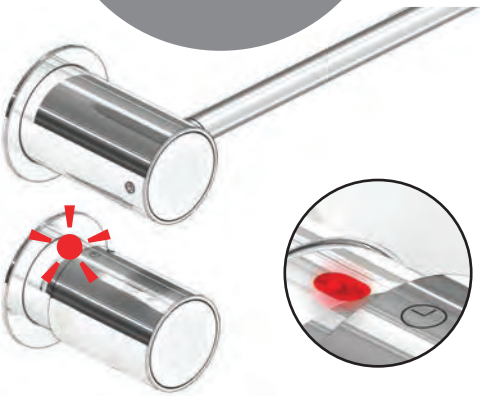

4 + 120 min - OFF *

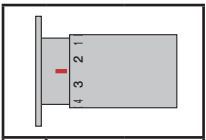

0	OFF	
1	20°C	68°F
2	30°C	86°F
3	40°C	104°F
4	50°C	122°F
🕒	50°C	122°F

* CH: 4 + 100 min - OFF

DH_T39EL-230V_40998618

VOLA T39EL
VOLA T39ELUS

Sikkerhedsforanstaltninger
Safety instructions
Sicherheitsvorkehrungen
Mesure de sécurité
Säkerhetsföreskrifter
Veiligheidsmaatregelen
Medidas de seguridad

DK/NO FR ES
UK SE USA
DE NL CAN

T39EL - 230V

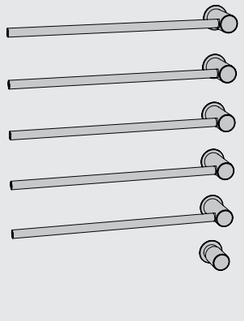

T39ELUS - 120V

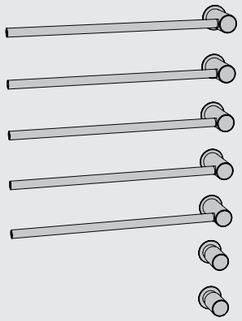

www.vola.com

vola

T39EL sikkerhed V8_40999624
30-04-2024

5 703182 372105

Sikkerhedsforanstaltninger — DK/NO

1. ADVARSEL:
   Kontrollér, om den angivne netspænding på apparatet svarer til den lokale netspænding, før du slutter strøm til apparatet.

2. ADVARSEL:
   Dette apparat er kun beregnet til tørring af tekstiler vasket i vand.

3. ADVARSEL:
   For at undgå fare for helt små børn, bør dette apparat installeres således, at den laveste varmestang er placeret mindst 600 mm over gulvet.

4. Håndklædevarmeren må ikke rengøres eller spules med vand.
   Hvis apparatet under badning er blevet vådt, aftørres det blot med en klud.

5. Brug ikke apparatet hvis netledning eller andre dele er beskadigede.
   Hvis netledningen beskadiges, må den kun udskiftes af VOLA, eller en tilsvarende kvalificeret fagmand for at undgå enhver risiko.

6. Afbrydelse fra forsyningsnettet skal ske med en kontakt adskillelse i alle poler, der giver fuldstændig frakobling under overspændingskategori II og III forhold. Midler til udkobling skal indarbejdes i den faste installation i overensstemmelse med stærkstrømsreglementet.

7. Dette apparat er ikke beregnet til at blive brugt af personer (herunder børn) med nedsatte fysiske og mentale evner, nedsat følesans eller manglende erfaring og viden, medmindre de er blevet vejledt eller instrueret i apparatets anvendelse af en person, der er ansvarlig for deres sikkerhed.
   Børn bør være under opsyn for at sikre, at de ikke leger med apparatet.

IPX5 CLASS I

Der ydes ingen garanti på VOLA produkter, der er beskadiget på grund af forkert eller uhensigtsmæssig vedligeholdelse eller brug.

Safety instructions — UK

1. WARNING:
   Check if the voltage indicated on the appliance corresponds to the local mains voltage before you connect the appliance.

2. WARNING:
   This appliance is intended only for drying textiles washed in water.

3. WARNING:
   In order to avoid a hazard for very young children, this appliance should be installed, so that the lowest heated rail is at least 600 mm above the floor.

4. The towel warmer must not be cleaned or flushed with water.
   If the appliance has been wet during bathing, wipe it with a cloth.

5. Do not use the appliance if the mains cord or other parts are damaged.
   If the supply cord is damaged, it must be replaced by the manufacturer, its service agent or a qualified electrician in order to avoid a hazard.

6. Equip a contact separation in all poles to disconnect from the supply mains which provides full disconnection under overvoltage category II and III conditions. The means for disconnection must be incorporated in the fixed wiring in accordance with the wiring rules.

7. This appliance is not intended for use by persons (including children) with reduced physical, sensory or mental capabilities, or lack of experience and knowledge, unless they have been given supervision or instruction concerning use of the appliance by a person responsible for their safety. Children should be supervised to ensure that they do not play with the appliance.

IPX5 CLASS I

Guarantees on VOLA items become void if the products are damaged due to incorrect or non-appropriate use or maintenance.

Sicherheitsvorkehrungen — DE

1. ACHTUNG:
   Prüfen Sie, bevor Sie das Gerät in Betrieb nehmen, ob die Spannungsangabe auf dem Gerät mit der örtlichen Netzspannung übereinstimmt.

2. ACHTUNG:
   Dieses Gerät ist nur zum Trocknen von Textilien geeignet, die in Wasser gewaschen wurden.

3. ACHTUNG:
   Um eine Gefährdung für Kinder zu vermeiden, muss die Gerät so eingebaut werden, dass der niedrigste Heizstab mindestens 600 mm über dem Boden montiert ist.

4. Der Handtuchwärmer darf nicht mit Wasser gespült werden.
   Falls es nass bei dem Baden geworden ist, bitte es mit einem Tuch abwischen.

5. Verwenden Sie das Gerät nicht, wenn das Netzkabel oder andere Teile des Geräts beschädigt sind. Ist das Netzkabel defekt, darf dieses um Gefährdungen zu vermeiden, nur durch eine autorisierte Elektrofachkraft und durch ein Original-Ersatzkabel ausgetauscht werden.

6. Der Badhandtuchwärmer und die Unterputz-Elektroanschlussdose dürfen nur im Überspannungskategorie 2 und 3, ausschließlich mit Festanschluss und nur an ein geerdetes Stromnetz installiert und angeschlossen werden.

7. Dieses Gerät ist für Benutzer (einschl. Kinder) mit eingeschränkten physischen, sensorischen oder psychischen Fähigkeiten bzw. ohne jegliche Erfahrung oder Vorwissen nur dann geeignet, wenn eine angemessene Aufsicht oder ausführliche Anleitung zur Benutzung des Geräts durch eine verantwortliche Person sichergestellt ist. Achten Sie darauf, Dass Kinder nicht mit dem Gerät spielen. Die Oberflächentemperatur kann im Volllastbetrieb bis zu 60°C erreichen.

IPX5 CLASS I

Schäden an VOLA Produkten, die durch falsche oder unsachgemäße Behandlung entstehen, unterliegen nicht unserer Gewährleistung.

Instructions et précautions d'usage — FR

1. Vérifiez que le voltage de l'appareil corresponde au voltage en vigueur dans le pays de l'installation.

2. L'appareil est conçu uniquement pour sécher linge, serviette ou tissus.

3. Pour éviter tous risques pour les jeunes enfants, l'appareil doit être positionné à une distance minimum du sol de 600 mm, pour ne pas être à leur portée de mains.

4. Le nettoyage du chauffe-serviettes doit s'effectuer normalement avec une éponge et un chiffon.
   Ne jamais utiliser la douche à main de la robinetterie de bain pour rincer le chauffe-serviettes.

5. Le raccordement du câble d'alimentation de l'appareil (catégorie 2 et 3) doit être fait selon les normes en vigueur pour permettre une déconnexion de l'appareil en cas de panne ou de disfonctionnement.

6. L'appareil ne doit pas être utilisé comme barres de soulevage, de tension, pour toutes autres activités physiques ou tout usage autre que celui d'un chauffe-serviettes.
   L'usage de cet appareil par des enfants de bas âge doit se faire sous la surveillance d'une personne responsable.

IPX5 CLASS I

La garantie de VOLA ne sera valable que si l'appareil n'a pas été détérioré par un montage ou démontage, une utilisation ou une maintenance inappropriée.

Säkerhetsföreskrifter — SE

1. VARNING:
   Kontrollera att den spänning som anges på apparaten överensstämmer med den lokala nätspänningen innan du ansluter apparaten.

2. VARNING:
   Produkten är avsedd endast för torkning (av vatten) blöta textiler.

3. VARNING:
   För att undgå fara för små barn, bör den nedersta värmestången ej placeras närmare golvet än 60 cm.

4. Handduksvärmaren får inte rengöras eller spolas med vatten.
   Om apparaten har varit våt under badning, torka den med en trasa.

5. VARNING:
   Använd inte produkten om någon del är skadad.
   Om någon del av produkten är skadad måste den alltid bytas ut av VOLA, ett av VOLAs auktoriserade serviceombud eller liknande behöriga personer för att undvika olyckor.

6. Om produkten inte är utrustad med kabel och stickpropp, eller med andra medel för frånkoppling från huvudledningarne har en kontakt separation i alla poler som ger fullständig frånkoppling under överspänningskategori II och III villkor, måste vägledning ange att medel för urkoppling måste införlivas i den fasta installation i överenstämmelse med elsäkerhetsbestämmelserne.

7. Apparaten är inte avsedd för användning av personer (inklusive barn) med olika funktionshinder, eller av personer som inte har kunskap om hur apparaten används, om de inte övervakas eller får instruktioner angående användning av apparaten av en person som är ansvarig för deras säkerhet. Små barn ska övervakas så att de inte kanleka med apparaten.

IPX5 CLASS I

Garantin gäller inte på VOLA produkter som är felaktigt monterade, inte används eller underhålls på rätt sätt.

Veiligheidsvoorschriften — NL

1. WAARSCHUWING:
   Controleer of het voltage aangegeven op de handdoekwarmer overeenkomt met de plaatselijke netspanning voordat u het apparaat aansluit.

2. WAARSCHUWING:
   Gebruik de handdoekwarmer uitsluitend om textiel te drogen en te verwarmen dat in water is gewassen.

3. WAARSCHUWING:
   Om gevaar voor kinderen te voorkomen dient de onderste stang minimaal 600 mm boven de grond te worden gemonteerd.

4. De handdoekverwarmer mag niet worden schoongemaakt of afgespoeld met water. Als het apparaat tijdens het baden nat is geweest, maak het dan droog met een doek.

5. Gebruik de handdoekwarmer niet indien het snoer is beschadigd.
   In dat geval dient u het te laten vervangen door de fabrikant, de serviceafdeling daarvan of een erkend elektricien om risico´s te voorkomen.

6. Indien een vaste installatie niet is uitgerust met een netsnoer en een stekker of met een ander ontkoppelingssysteem met een scheidingsschakelaar die alle polen schakelt en die voor volledige ontkoppeling zorgt conform de richtlijn voor overspanning categorie II en III, zal in de instructies worden vermeld dat de vaste bedrading voorzien moet zijn van een ontkoppelingssystee dat aan de bedradingsvoorschriften voldoet.

7. De handdoekwarmer is niet geschikt voor gebruik door personen (waaronder kinderen) met verminderde lichamelijke, zintuiglijke of geestelijke vermogens of personen die gebrek hebben aan ervaring of kennis, tenzij iemand toezicht op hen houdt of hen het gebruik ervan heeft uitgelegd. Houd toezicht op kinderen om te voorkomen dat ze met het product gaan spelen.

IPX5 CLASS I

Bij beschadiging als gevolg van onjuist gebruik of gebrekkig onderhoud vervalt de garantie op VOLA-producten.

Medidas de seguridad — ES

1. Advertencia
   Antes del montaje, compruebe que el voltaje indicado en el dispositivo corresponde con el voltaje de la instalación.

2. Advertencia
   Este dispositivo está destinado al secado de productos textiles lavados en agua.

3. Advertencia
   Con tal de evitar daños a los niños, recomendamos instalar el dispositivo a más de 600mm del suelo.

4. El radiador toallero no debe ser limpiado ni enjuagado directamente con agua. Si el producto se moja durante el baño, debe secarse únicamente con un paño.

5. No usen el dispositivo si alguna de sus partes está dañada.
   Si alguna de las piezas esta dañada, tiene que ser reemplazada por el fabricante, el servicio técnico o personal cualificado con tal de evitar posibles accidentes.

6. Para desconectar el aparato de la red de alimentación, debe utilizarse una separación de contacto en todos los polos que proporciona la desconexión completa (en condiciones de sobretensión categoría II y III)
   Los medios de desconexión deben ser incorporados en el cableado fijo en conformidad con las normas estándar de cableado.

7. Este dispositivo no está destinado para el uso de personas (incluido niños) con capacidades físicas o psíquicas reducidas que no tengan la supervisión o instrucción de un responsable. Se debería controlar que los niños no

IPX5 CLASS I

La garantía de nuestros productos no cubre los daños o incidentes causados por el mal uso, o el uso inapropiado.

Safety instructions **USA**

1. WARNING:
   Check if the voltage indicated on the appliance corresponds to the local mains voltage before you connect the appliance.

2. WARNING:
   In order to avoid a hazard for very young children, this appliance should be installed, so that the lowest heated rail is at least 600 mm above the floor.

3. The towel warmer must not be cleaned or flushed with water.
   If the appliance has been wet during bathing, wipe it with a cloth.

4. Do not use the appliance if the mains cord or other parts are damaged.
   If the supply cord is damaged, it must be replaced by the manufacturer, its service agent or a qualified electrician in order to avoid a hazard.

5. Equip a contact separation in all poles to disconnect from the supply mains which provides full disconnection under overvoltage category II and III conditions. The means for disconnection must be incorporated in the fixed wiring in accordance with the wiring rules.

6. This appliance is not intended for use by persons (including children) with reduced physical, sensory or mental capabilities, or lack of experience and knowledge, unless they have been given supervision or instruction concerning use of the appliance by a person responsible for their safety. Children should be supervised to ensure that they do not play with the appliance.

IPX4

Guarantees on VOLA items become void if the products are damaged due to incorrect or non-appropriate use or maintenance.

Safety instructions **CAN**

1. WARNING:
   Check if the voltage indicated on the appliance corresponds to the local mains voltage before you connect the appliance.

2. WARNING:
   In order to avoid a hazard for very young children, this appliance should be installed, so that the lowest heated rail is at least 600 mm above the floor.

3. The towel warmer must not be cleaned or flushed with water.
   If the appliance has been wet during bathing, wipe it with a cloth.

4. Do not use the appliance if the mains cord or other parts are damaged.
   If the supply cord is damaged, it must be replaced by the manufacturer, its service agent or a qualified electrician in order to avoid a hazard.

5. Equip a contact separation in all poles to disconnect from the supply mains which provides full disconnection under overvoltage category II and III conditions. The means for disconnection must be incorporated in the fixed wiring in accordance with the wiring rules.

6. This appliance is not intended for use by persons (including children) with reduced physical, sensory or mental capabilities, or lack of experience and knowledge, unless they have been given supervision or instruction concerning use of the appliance by a person responsible for their safety. Children should be supervised to ensure that they do not play with the appliance.

IPX4

Guarantees on VOLA items become void if the products are damaged due to incorrect or non-appropriate use or maintenance.

Instructions et précautions d’usage **CAN**

1. Vérifiez que le voltage de l'appareil corresponde au voltage en vigueur dans le pays de l'installation.

2. Pour éviter tous risques pour les jeunes enfants, l'appareil doit être positionné à une distance minimum du sol de 600 mm, pour ne pas être à leur portée de mains.

3. Le nettoyage du chauffe-serviettes doit s’effectuer normalement avec une éponge et un chiffon.
   Ne jamais utiliser la douche à main de la robinetterie de bain pour rincer le chauffe-serviettes.

4. Le raccordement du câble d'alimentation de l'appareil (catégorie 2 et 3) doit être fait selon les normes en vigueur pour permettre une déconnexion de l'appareil en cas de panne ou de disfonctionnement.

5. L'appareil ne doit pas être utilisé comme barres de soulevage, de tension, pour toutes autres activités physiques ou tout usage autre que celui d'un chauffe-serviettes.
   L'usage de cet appareil par des enfants de bas âge doit se faire sous la surveillance d'une personne responsable.

IPX4

La garantie de VOLA ne sera valable que si l’appareil n’a pas été détérioré par un montage ou démontage, une utilisation ou une maintenance inappropriée.

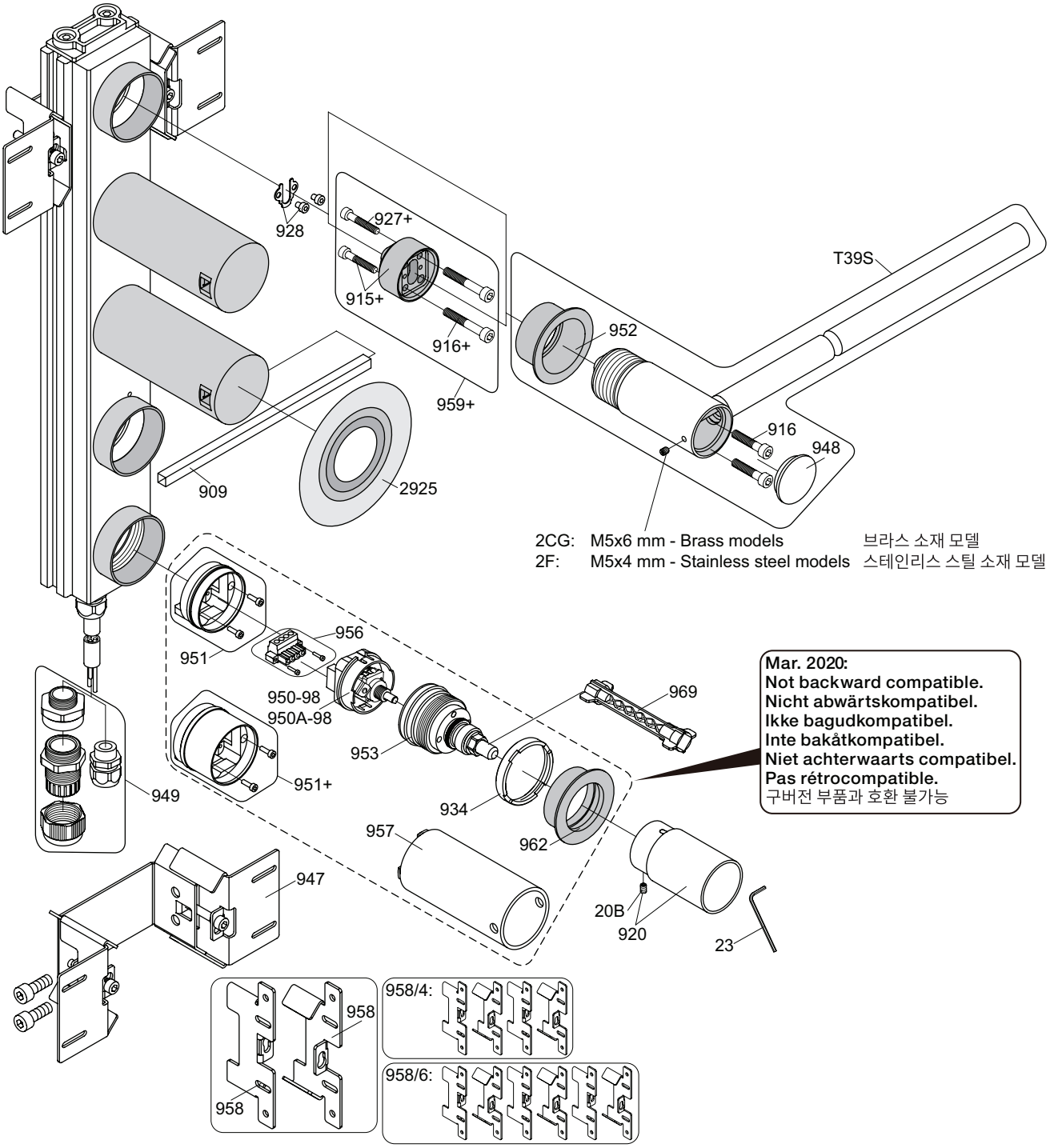

VR959+	2xVR916+, 2xVR915+
VR950-98	VR950-98, VR957 (120 min. OFF) (standard)
VR950A-98 - CH	VR950A-98, VR957 (60 min. OFF - All positions)
VR951+	VR951+, VR957
VR953	VR953, VR957
VRT39S	VR2CG/2F, 2xVR916, VR948, VR952
VRT39ST	VR23, VR920, VRT39S, VR962

vola
Lunavej 2
DK-8700 Horsens
Tlf : + 45 7023 5500
sales@vola.com
www.vola.com

VOLA T39EL - 230V

Dato
Sep 20

Rev.
4

Blad
SB42.40